


Un Verano de Actividades



A Summer Calendar of Spanish Review Activities

Welcome to Summer!

Summer has arrived, which means that it's time for some well deserved play and relaxation for our kindergarteners! In the midst of all of the summer activities, it is important to help your child keep their brain active. This packet contains resources that will help with that! In the next three pages of this packet, you will find different learning activities and ideas that will help your child review their learning throughout the summer. At the back of the packet, you will find activity calendars for the months of June, July, and August with one learning activity for your child to complete each day. Feel free to follow the calendar as it is laid out or to simply use the ideas to create your own learning activities. You will also find different flashcards included in the same envelope as this packet.

Don't forget that there are videos, app suggestions, and other resources on our classroom website as well. Your child will enjoy listening to songs and playing with apps that they have used throughout the school year. You can also find a copy of this packet on the homepage of our website, along with another set of flashcards in case yours becomes well worn. Visit our website at

<http://bursleysik.weebly.com/>.

Enjoy your summer!

Read, Read, & Read Some **More!**

The single best way to help your child learn is to read with them consistently and help them to think critically about what they are reading. It is **extremely important to read aloud in English to your child**. Make reading part of your routine and try to read for at least twenty minutes each day. While reading, consider asking some of the following questions to help your child think critically about what they are reading.

Before Reading


- Can you find the title of the story? Can you find the names of the author and the illustrator?
- What do you see on the cover of this book?
- What do you think will happen in this story? Why do you think that?
- What kind of book do you think this is? (Fantasy, informational, realistic). Why?

While Reading

- What has happened so far in the story?
- How does the character feel right now? How do you know that?
- Do the illustrations tell us something that the author's words don't tell us?
- What's the problem in this story? How do you think it might be solved?


After Reading

- Tell me what happened in this story. (Beginning, middle, and end).
- Who are the characters in the story? How are they similar and different?
- Who is the main character in the story?
- Did the main character change from the beginning to the end of the story? How?
- Do any of the characters remind you of someone else? Who and why?
- What is the setting of this story? Where does the story take place?
- What was your favorite part of the book? Why?
- Would you recommend this book to a friend? Why?
- Why do you think the author wrote this book?
- Does this book remind you of another book? How are they similar and different?
- What did you learn from reading this book?
- Do you like the end of this story? Would you change it if you could?



Things to Practice

Are you looking for more activities and ideas? Feel free to use the activities listed here in addition to or in place of the calendar activities.



Reading

- Play Memory or Go Fish! with Spanish letter names/sounds.
- Search for the letters you know around the house or in a book. Say their names and sounds in Spanish when you find them.
- Write all upper and lowercase letters.
- Put a consonant and a vowel together and read the syllable.
- Pick a letter and write all of the syllables you can make by adding a vowel. (B=ba-be-bi-bo-bu). Search for the syllables in a Spanish book.

Fine Motor

This year your child used a program called Handwriting Without Tears (HWT) to learn to print letters correctly. The orange HWT workbooks were sent home over the past few weeks. Use this book as a reference to help your child practice forming their letters correctly.

- Write upper and lowercase letters with pencils, crayons, markers, paint brushes, and more!
- Write letters in shaving cream, sand, or pudding.
- Practice writing your first and last name.
- Practice writing numbers without reversals.

Math

- Count by 1s, 2s, 5s, and 10s in Spanish.
- Practice counting groups of objects.
- Practice ordering numbers from 1-20.
- Sort items into different groups by shape, color, size, and more.
- Compare the height, length, weight, and overall size of different objects.
- Find shapes in your house and say their names in Spanish.
- Make up math story problems.
- Practice naming coins and telling how much they are worth.

Spanish

- Watch your favorite movie & change the language to Spanish.
- Reread the paper early reader books that you've been collecting this year.
- Check out a Spanish book from the library.
- Watch one of the Stories in Spanish on our class website.
- Listen to one of the Spanish stories on childrenslibrary.org.
- Sing a song from our class website.
- Download a Spanish application on your parents' phone or tablet. (See the list on our class website).

Palabras de Uso Frecuente

Spanish Immersion Kindergarten Sight Words




yo
estoy
tú
el
la
bien
en
con
ella
no
dónde
está
algo

para
nosotros
los
de
del
es
qué
muy
por
quién
soy
y
son


más
oh
esta
cuando
un
lo
gracias
él
las
da
tiene
esto
ellos

Sight Word How-To


- Practice reading the word list.
- Find the sight words in the early reader books that have been sent home throughout the year.
- Print the flashcards from our classroom website or create your own. Play *Memory* or *Go Fish*.
- Write the words on index cards and spread them out on the floor. Hit the word that your mom or dad says with a flyswatter.
- Practice “Rainbow Writing” the words by tracing them again and again with different colors.
- Use different writing tools to write the words! Change from pencils to markers to crayons to sidewalk chalk to make it fun.
- Write the words in chalk on the sidewalk and jump on a word as you shout it out loud .
- Write the words in shaving cream, sand, or pudding.
- Form the word with play dough.




junio




lunes	martes	miércoles	jueves	viernes
<p>Cut out the uppercase letter alphabet cards, mix them up, and put them back in order. Say their names and sounds in Spanish!</p>	<p>Read all of the words from your sight word list.</p>	<p>Cut out your 1-20 number cards. Mix the cards up and then put them back in order. Say their names in Spanish.</p>	<p>Write your first and last name. Then use five different crayons to trace your name.</p>	<p>Practice counting by ones with the video "Numbers 1 to 100" on our classroom website.</p>
<p>Cut out the lowercase letter cards and play Memory with the capital letter cards. Say their names and sounds in Spanish.</p>	<p>Run around the outside of your house five times and count each lap in Spanish.</p>	<p>Put your number cards in a pile. Draw one at a time and count forward starting at that number. Do it again with another card!</p>	<p>Write the numbers 1 to 9. Look at the numbers in your orange handwriting book to remember how to write them correctly!</p>	<p>Draw more than ten triangles. Count them and label the group with that number. Do it again with another shape.</p>
<p>Use the upper and lowercase letter cards to play <i>Pesca</i> (Go Fish) in Spanish with another person.</p>	<p>Practice reading your sight word flash cards.</p>	<p>Write the numbers from 1 to 20 without any number reversals!</p>	<p>Write the upper and lowercase letters from Aa to Zz without any reversals.</p>	<p>Practice counting by tens with the video "Gotas de Diez en Diez" from our classroom website.</p>




julio




lunes	martes	miércoles	jueves	viernes
<p>Find the letters A-M in a book or in your house. Say their names and sounds in Spanish.</p>	<p>Watch an alphabet video from the classroom website and then go outside to sing it as loudly as you can.</p>	<p>Take out a handful of crayons and count how many you have in Spanish. Count other groups of objects in your house!</p>	<p>Draw a triangle, circle, square, rectangle, and an oval. Then find these shapes in your house and say their names in Spanish.</p>	<p>Put the numbers 1-10 from your number cards in a pile. Select two cards. Tell which number is more and which number is less.</p>
<p>Find the letters N-Z in a book or in your house. Say their names and sounds in Spanish.</p>	<p>Play Memory with your sight word flash cards.</p>	<p>Separate 10 crayons into two different groups. Tell which group has more/fewer crayons. Change the groups and do it again.</p>	<p>Draw 15 shapes of different sizes and colors. Cut them out & sort the shapes according to shape, size, color, and number of sides.</p>	<p>Solve $4 + 2$ and $5 - 3$ by using your fingers and by acting out a story to represent the equation.</p>
<p>Practice matching your upper and lowercase letter cards.</p>	<p>Do 30 jumping jacks as you count in Spanish.</p>	<p>Solve $6 + 3$ and $7 - 4$ by drawing a picture and by showing the equations with objects.</p>	<p>Practice tying your shoes. You can do it!</p>	<p>Show different number pairs that make the number 6 when you add them. Write an equation for each pair, like $3 + 3$.</p>




julio



lunes	martes	miércoles	jueves	viernes
<p>Take your letter cards and make a pile of consonants and a pile of vowels. Pick a consonant and add a vowel. Read the syllable you made. Put the cards back in the pile and do it again!</p>	<p>Write ten of your sight words using sidewalk chalk or a marker.</p>	<p>If Sarah has three flowers and wants to pick ten in all, how many more does she need to pick? Draw a picture and write a number equation to show your answer.</p>	<p>Practice writing your name using a pencil, a crayon, a marker, and a pen. If you can, try it with chalk or sidewalk chalk, too!</p>	<p>Write a list of number pairs, like $3+7$, that make ten when you add them together. Draw pictures to represent each set of number pairs.</p>
<p>Draw three pictures of things that rhyme with the word "cat."</p>	<p>Pick your favorite movie and ask your parents to change the language on the DVD to Spanish.</p>	<p>Sort your number cards into 3 groups according to the number of <i>decenas</i> in each number. You'll have groups of numbers with zero, one, and two <i>decenas</i>. <small>(A <i>decena</i> is a group of ten ones.)</small></p>	<p>Make a list of your favorite toys in Spanish.</p>	<p>Write the numbers 12, 15, and 17. Draw a picture for each number that shows the <i>decena</i> (group of ten ones) and the extra ones in each number. Then write an equation for the number, like $12=10+2$.</p>



agosto



lunes

martes

miércoles

jueves

viernes

See if you can find two pennies, two nickels, two dimes, and two quarters around the house. Practice naming the different coins.

Write a sentence using one of your sight words.

Find something in your house that is longer than a crayon and shorter than a pencil.

Write a sentence that starts with, "Me gusta _____."

Find something in your house that is heavier than your backpack and lighter than a chair.


Draw a clock that shows that it is 8:00.

Pick one of your favorite songs from our classroom website and dance along.


Draw a picture of a rabbit in front of a tree and a bird flying above the same tree. Add details to your picture.

Write a sentence that starts with, "Yo estoy _____."

Draw a picture of a kite flying below a cloud and a boy standing next to a house holding the kite string. Add details to your picture.



agosto



lunes	martes	miércoles	jueves	viernes
<p>Draw three things that rhyme with the word "glad."</p>	<p>Order the people in your family from tallest to shortest. Then draw a picture to show the order.</p>	<p>Watch the video called "Shapes in Spanish" on our classroom website. Practice by going around the house and naming the different shapes that you see.</p>	<p>Go outside and write a list of ten things that you see that you know how to say in Spanish.</p>	<p>Cut out your shape cards. Sort them into two different groups that show which ones are <i>plana</i> (2d-flat) and which ones are <i>sólidas</i> (3d-solid).</p>
<p>Take your letter cards and make a pile of consonants and a pile of vowels. Pick a consonant and add a vowel. Read the syllable you made. Put the cards back in the pile and do it again!</p>	<p>Practice reading all of the words from your sight word list using a silly voice.</p>	<p>Put your shape cards in a pile. Pick two cards and tell how they are similar and different. Think about the number of sides & corners and whether they are <i>plana</i> or <i>sólida</i>. Then compare two new cards.</p>	<p>Walk around your house and make a list of ten things that you see that you know how to say in Spanish.</p>	<p>Draw a house using only triangles. Do you know how to make squares and rectangles using triangles?</p>

yo

estoy

tú

el

la

bien

en

con

ella

no

dónde

está

algo

para

nosotros

los

de

del

es

qué

muy

por

quién

soy

y

son

más

on

esta

cuando

un

lo

gracias

él



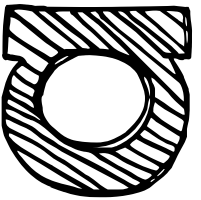
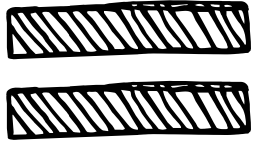
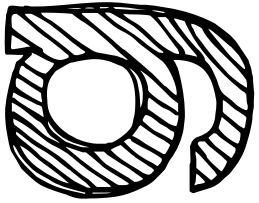


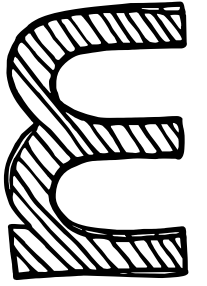

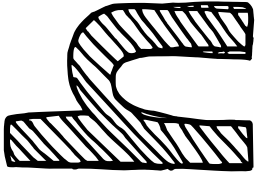


las

da

tiene

esto

ellos



o

r

t

w

z

ñ

o

s

v

y

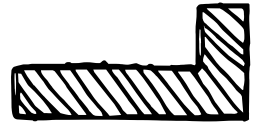


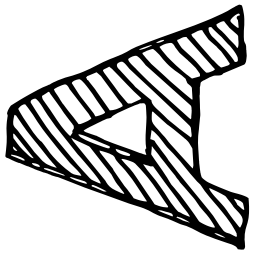

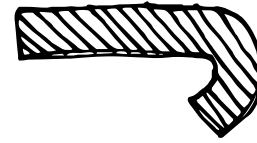
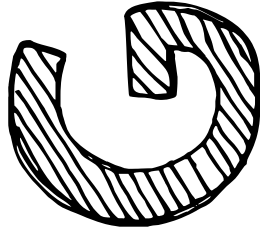






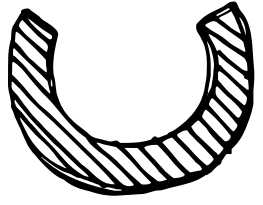
u

q

r

u

x



O

r

h

w

z

z

g

s

v

y

z

a

ri

u

x

1

2

3

4

5

6

7

8

9

10

11

12

13

14

15

16

17

18

19

20

0

